



WIAA Cross Country State Championships

The Ridges Golf Course, Wisconsin Rapids, WI
October 28, 2017

Results Provided By



TEAM DETAIL

Division 1

Boys

Place	Team Name	Score	Spread	Average	Total																																															
1	Middleton	76	0:46.68	16:20.68	1:21:43.39																																															
	<table border="1"> <thead> <tr> <th>Team Place</th> <th>Place</th> <th>Bib</th> <th>Name</th> <th>Year</th> <th>Time</th> </tr> </thead> <tbody> <tr><td>1</td><td>4</td><td>867</td><td>Caleb Easton</td><td>11</td><td>16:02.01</td></tr> <tr><td>2</td><td>6</td><td>870</td><td>Michael Madoch</td><td>11</td><td>16:06.06</td></tr> <tr><td>3</td><td>7</td><td>869</td><td>Sam Jaeger</td><td>12</td><td>16:07.47</td></tr> <tr><td>4</td><td>21</td><td>873</td><td>Jack Rader</td><td>12</td><td>16:39.16</td></tr> <tr><td>5</td><td>38</td><td>871</td><td>Zach Leffel</td><td>10</td><td>16:48.69</td></tr> <tr><td>6</td><td>(42)</td><td>872</td><td>Braedon Gilles</td><td>10</td><td>16:55.31</td></tr> <tr><td>7</td><td>(45)</td><td>868</td><td>Egan Johnson</td><td>10</td><td>16:56.65</td></tr> </tbody> </table>	Team Place	Place	Bib	Name	Year	Time	1	4	867	Caleb Easton	11	16:02.01	2	6	870	Michael Madoch	11	16:06.06	3	7	869	Sam Jaeger	12	16:07.47	4	21	873	Jack Rader	12	16:39.16	5	38	871	Zach Leffel	10	16:48.69	6	(42)	872	Braedon Gilles	10	16:55.31	7	(45)	868	Egan Johnson	10	16:56.65			
Team Place	Place	Bib	Name	Year	Time																																															
1	4	867	Caleb Easton	11	16:02.01																																															
2	6	870	Michael Madoch	11	16:06.06																																															
3	7	869	Sam Jaeger	12	16:07.47																																															
4	21	873	Jack Rader	12	16:39.16																																															
5	38	871	Zach Leffel	10	16:48.69																																															
6	(42)	872	Braedon Gilles	10	16:55.31																																															
7	(45)	868	Egan Johnson	10	16:56.65																																															
2	Stevens Point	177	0:28.17	16:50.79	1:24:13.93																																															
	<table border="1"> <thead> <tr> <th>Team Place</th> <th>Place</th> <th>Bib</th> <th>Name</th> <th>Year</th> <th>Time</th> </tr> </thead> <tbody> <tr><td>1</td><td>17</td><td>972</td><td>Johnny Hyland</td><td>12</td><td>16:37.97</td></tr> <tr><td>2</td><td>28</td><td>973</td><td>Tristan Sernau</td><td>10</td><td>16:44.56</td></tr> <tr><td>3</td><td>39</td><td>977</td><td>Ben Brogan</td><td>11</td><td>16:50.68</td></tr> <tr><td>4</td><td>41</td><td>974</td><td>Liam Beison</td><td>12</td><td>16:54.58</td></tr> <tr><td>5</td><td>52</td><td>978</td><td>Chad Franz</td><td>11</td><td>17:06.14</td></tr> <tr><td>6</td><td>(60)</td><td>976</td><td>Mason Meixner</td><td>12</td><td>17:10.65</td></tr> <tr><td>7</td><td>(76)</td><td>975</td><td>Alex Strojny</td><td>11</td><td>17:17.29</td></tr> </tbody> </table>	Team Place	Place	Bib	Name	Year	Time	1	17	972	Johnny Hyland	12	16:37.97	2	28	973	Tristan Sernau	10	16:44.56	3	39	977	Ben Brogan	11	16:50.68	4	41	974	Liam Beison	12	16:54.58	5	52	978	Chad Franz	11	17:06.14	6	(60)	976	Mason Meixner	12	17:10.65	7	(76)	975	Alex Strojny	11	17:17.29			
Team Place	Place	Bib	Name	Year	Time																																															
1	17	972	Johnny Hyland	12	16:37.97																																															
2	28	973	Tristan Sernau	10	16:44.56																																															
3	39	977	Ben Brogan	11	16:50.68																																															
4	41	974	Liam Beison	12	16:54.58																																															
5	52	978	Chad Franz	11	17:06.14																																															
6	(60)	976	Mason Meixner	12	17:10.65																																															
7	(76)	975	Alex Strojny	11	17:17.29																																															
3	South Milwaukee	191	1:18.14	16:45.41	1:23:47.03																																															
	<table border="1"> <thead> <tr> <th>Team Place</th> <th>Place</th> <th>Bib</th> <th>Name</th> <th>Year</th> <th>Time</th> </tr> </thead> <tbody> <tr><td>1</td><td>2</td><td>965</td><td>Jordan Janusiak</td><td>12</td><td>15:53.71</td></tr> <tr><td>2</td><td>33</td><td>969</td><td>Wyatt Schlager</td><td>12</td><td>16:45.53</td></tr> <tr><td>3</td><td>36</td><td>968</td><td>Max Moran</td><td>12</td><td>16:47.96</td></tr> <tr><td>4</td><td>56</td><td>966</td><td>Aidan Sodemann</td><td>11</td><td>17:07.98</td></tr> <tr><td>5</td><td>64</td><td>967</td><td>Nick Sluga</td><td>12</td><td>17:11.85</td></tr> <tr><td>6</td><td>(114)</td><td>971</td><td>Owen Smith</td><td>10</td><td>17:56.56</td></tr> <tr><td>7</td><td>(119)</td><td>970</td><td>Andrew Strasser</td><td>12</td><td>18:03.56</td></tr> </tbody> </table>	Team Place	Place	Bib	Name	Year	Time	1	2	965	Jordan Janusiak	12	15:53.71	2	33	969	Wyatt Schlager	12	16:45.53	3	36	968	Max Moran	12	16:47.96	4	56	966	Aidan Sodemann	11	17:07.98	5	64	967	Nick Sluga	12	17:11.85	6	(114)	971	Owen Smith	10	17:56.56	7	(119)	970	Andrew Strasser	12	18:03.56			
Team Place	Place	Bib	Name	Year	Time																																															
1	2	965	Jordan Janusiak	12	15:53.71																																															
2	33	969	Wyatt Schlager	12	16:45.53																																															
3	36	968	Max Moran	12	16:47.96																																															
4	56	966	Aidan Sodemann	11	17:07.98																																															
5	64	967	Nick Sluga	12	17:11.85																																															
6	(114)	971	Owen Smith	10	17:56.56																																															
7	(119)	970	Andrew Strasser	12	18:03.56																																															
4	Monona Grove	197	1:21.14	16:47.06	1:23:55.28																																															
	<table border="1"> <thead> <tr> <th>Team Place</th> <th>Place</th> <th>Bib</th> <th>Name</th> <th>Year</th> <th>Time</th> </tr> </thead> <tbody> <tr><td>1</td><td>8</td><td>911</td><td>James Giftos</td><td>11</td><td>16:09.73</td></tr> <tr><td>2</td><td>13</td><td>910</td><td>Reed Anderson</td><td>11</td><td>16:30.00</td></tr> <tr><td>3</td><td>14</td><td>909</td><td>Charlie Ellenbecker</td><td>12</td><td>16:31.68</td></tr> <tr><td>4</td><td>69</td><td>912</td><td>Eddie Gnewuch</td><td>11</td><td>17:13.00</td></tr> <tr><td>5</td><td>93</td><td>915</td><td>Gage Hunter</td><td>12</td><td>17:30.87</td></tr> <tr><td>6</td><td>(107)</td><td>913</td><td>Alex Krause</td><td>12</td><td>17:46.02</td></tr> <tr><td>7</td><td>(110)</td><td>914</td><td>Caden Nelson</td><td>11</td><td>17:52.19</td></tr> </tbody> </table>	Team Place	Place	Bib	Name	Year	Time	1	8	911	James Giftos	11	16:09.73	2	13	910	Reed Anderson	11	16:30.00	3	14	909	Charlie Ellenbecker	12	16:31.68	4	69	912	Eddie Gnewuch	11	17:13.00	5	93	915	Gage Hunter	12	17:30.87	6	(107)	913	Alex Krause	12	17:46.02	7	(110)	914	Caden Nelson	11	17:52.19			
Team Place	Place	Bib	Name	Year	Time																																															
1	8	911	James Giftos	11	16:09.73																																															
2	13	910	Reed Anderson	11	16:30.00																																															
3	14	909	Charlie Ellenbecker	12	16:31.68																																															
4	69	912	Eddie Gnewuch	11	17:13.00																																															
5	93	915	Gage Hunter	12	17:30.87																																															
6	(107)	913	Alex Krause	12	17:46.02																																															
7	(110)	914	Caden Nelson	11	17:52.19																																															

Division 1

Boys

Place	Team Name	Score	Spread	Average	Total
5	Sun Prairie	203	1:00.95	16:50.70	1:24:13.49

Team Place	Place	Bib	Name	Year	Time
1	10	890	Joseph Kehoe	12	16:23.07
2	12	888	Ash Francis	11	16:28.40
3	34	889	Adam Tess	11	16:45.57
4	65	891	Juan Jimenez	11	17:12.43
5	82	894	Marquez Rodriquez	10	17:24.02
6	(89)	893	Andrew Upperman	12	17:28.86
7	(100)	892	Matthew Rodenkirch	12	17:35.94

6	Madison West	212	0:33.42	16:55.53	1:24:37.63
---	--------------	------------	---------	----------	------------

Team Place	Place	Bib	Name	Year	Time
1	18	951	Aaron Letcher	12	16:38.09
2	35	953	Erik Neunninghoff	11	16:47.07
3	47	952	Daniel Jacobs	12	16:58.15
4	49	956	Matthew Laluzerne	12	17:02.81
5	63	954	Jack Reed	12	17:11.51
6	(72)	955	Manix White	11	17:13.66
7	(75)	957	Ryan Reed	10	17:15.99

7	Kimberly	229	2:28.63	16:51.10	1:24:15.51
---	----------	------------	---------	----------	------------

Team Place	Place	Bib	Name	Year	Time
1	1	874	Rowen Ellenberg	11	15:45.79
2	11	875	Jack Fitzgerald	12	16:23.35
3	37	876	Jesse Lambrecht	12	16:48.41
4	50	877	Will Demerath	12	17:03.54
5	130	879	Michael Schneider	10	18:14.42
6	(136)	878	Reid Sroda	10	18:41.78
7	(137)	880	Eric Trempe	12	18:48.61

8	Hamilton	240	0:47.62	16:58.19	1:24:50.97
---	----------	------------	---------	----------	------------

Team Place	Place	Bib	Name	Year	Time
1	16	944	Michael Swope	12	16:34.05
2	23	946	Gavin Kuhlenbeck	10	16:41.05
3	43	945	Brian Wiedenfeld	12	16:55.84
4	78	948	Evan Selin	12	17:18.36
5	80	949	Nicholas Schmidt	12	17:21.67
6	(84)	947	Garret Staab	10	17:24.90
7	(129)	950	Zach Heckman	11	18:12.95

Division 1

Boys

Place	Team Name	Score	Spread	Average	Total
9	Hudson	298	1:03.69	17:06.39	1:25:31.93
<u>Team Place</u>	<u>Place</u>	<u>Bib</u>	<u>Name</u>	<u>Year</u>	<u>Time</u>
1	15	881	George Bond	11	16:33.44
2	22	882	Max Ball	12	16:39.55
3	71	883	Keegan Sansone	12	17:13.27
4	87	886	Noah Lundeen	10	17:28.54
5	103	884	Anthony Weeks	9	17:37.13
6	(106)	887	Seth Miner	12	17:43.81
7	(109)	885	Cale Wimer	10	17:50.71
10	Wauwatosa East	300	1:13.27	17:10.42	1:25:52.08
<u>Team Place</u>	<u>Place</u>	<u>Bib</u>	<u>Name</u>	<u>Year</u>	<u>Time</u>
1	25	931	Henry Wellenstein	11	16:43.80
2	26	930	Jacob Odrzywolski	12	16:43.84
3	54	932	Max Finco	11	17:06.94
4	79	933	Ian Tyre	12	17:20.43
5	116	934	Nate Blischke	11	17:57.07
6	(122)	936	Matt Doberstein	12	18:05.82
7	(131)	935	Liam Nicol	11	18:14.87
11	Appleton North	305	0:38.32	17:09.35	1:25:46.74
<u>Team Place</u>	<u>Place</u>	<u>Bib</u>	<u>Name</u>	<u>Year</u>	<u>Time</u>
1	44	853	Stephen Dinkler	12	16:56.05
2	46	855	Thomas Weed	11	16:57.79
3	55	854	Ethan Cruz	11	17:07.15
4	62	856	Tommy Flood	10	17:11.38
5	98	859	Sidney Hestres	12	17:34.37
6	(108)	858	Hayden Freeman	12	17:49.88
7	(118)	857	David Kerschner	11	18:03.09
12	Whitefish Bay	306	1:05.11	17:09.15	1:25:45.73
<u>Team Place</u>	<u>Place</u>	<u>Bib</u>	<u>Name</u>	<u>Year</u>	<u>Time</u>
1	19	959	David Potter	12	16:38.37
2	29	958	Eli Dyer	11	16:44.97
3	68	960	Noal Basil	11	17:12.98
4	85	962	Thomas Gonzales	10	17:25.93
5	105	963	Ethan Morris	10	17:43.48
6	(112)	964	Nico Martinez-Ort	9	17:52.90

Division 1

Boys

Place	Team Name	Score	Spread	Average	Total
13	Pewaukee	308	0:53.64	17:08.66	1:25:43.31

Team Place	Place	Bib	Name	Year	Time
1	24	916	Justin Krause	11	16:41.43
2	30	917	Will Young	12	16:45.17
3	67	918	Joey Thomas	11	17:12.80
4	88	919	Beau Brock	9	17:28.84
5	99	920	Eric Turba	10	17:35.07
6	(134)	921	Jack Borckmann	10	18:32.99
7	(139)	922	Joey Marz	12	19:54.65

14	Eau Claire Memorial	312	0:58.01	17:09.21	1:25:46.03
----	---------------------	------------	---------	----------	------------

Team Place	Place	Bib	Name	Year	Time
1	20	895	Josh Becker	11	16:38.85
2	40	896	Zak Sather	11	16:51.20
3	58	897	Scout Stokes	9	17:08.72
4	92	898	Andrew Vierbicher	11	17:30.40
5	102	900	George Lynch	11	17:36.86
6	(120)	901	Liam Gallagher	9	18:05.07
7	(127)	899	Carter Wood	11	18:10.81

15	West Bend West	313	1:57.95	17:05.74	1:25:28.68
----	----------------	------------	---------	----------	------------

Team Place	Place	Bib	Name	Year	Time
1	3	923	Luke Guttormson	12	15:57.07
2	61	924	Peyton Janto	12	17:10.80
3	66	927	Alex Suelflow	11	17:12.69
4	70	925	Kevin Lemens	10	17:13.10
5	113	926	Nathan Brendemihl	11	17:55.02
6	(121)	928	Gavin Pickett	11	18:05.23
7	(133)	929	Sebastian Hunt	10	18:31.50

16	Muskego	316	0:44.73	17:11.23	1:25:56.17
----	---------	------------	---------	----------	------------

Team Place	Place	Bib	Name	Year	Time
1	31	979	Erik Kain	10	16:45.24
2	51	981	Gino Pierangeli	12	17:05.53
3	53	980	Adam Kierzek	11	17:06.48
4	90	984	Eric Jensen	12	17:28.95
5	91	983	Lance Shawn	12	17:29.97
6	(101)	982	Tyler Termaat	11	17:36.63
7	(104)	985	Adam Bowden	11	17:42.05

Division 1

Boys

Place	Team Name	Score	Spread	Average	Total
17	Slinger	341	1:27.68	17:07.19	1:25:35.94
<u>Team Place</u>	<u>Place</u>	<u>Bib</u>	<u>Name</u>	<u>Year</u>	<u>Time</u>
1	5	860	Augie Beyer	12	16:03.92
2	73	861	Cael Grotenhuis	9	17:13.91
3	74	863	Aaron Simays	11	17:15.35
4	94	864	Tyler Ott	10	17:31.16
5	95	862	Noah Jagielski	11	17:31.60
6	(117)	865	Evan Sievers	11	18:00.72
7	(138)	866	Ethan Schmidt	10	19:47.89
18	Kenosha Bradford/Reuther	348	1:33.72	17:16.82	1:26:24.12
<u>Team Place</u>	<u>Place</u>	<u>Bib</u>	<u>Name</u>	<u>Year</u>	<u>Time</u>
1	9	986	Ansel Fellman	12	16:23.02
2	27	987	Garrett Olson	11	16:44.05
3	86	988	Sam Herzog	11	17:27.62
4	111	991	Kolin Meyer	12	17:52.69
5	115	990	Nathan Leipzig	12	17:56.74
6	(126)	989	Jacob Marker	10	18:10.61
7	(128)	992	Brandon Knick	11	18:12.73
19	Bay Port	366	0:35.11	17:17.76	1:26:28.78
<u>Team Place</u>	<u>Place</u>	<u>Bib</u>	<u>Name</u>	<u>Year</u>	<u>Time</u>
1	48	903	Nicholas Key	12	16:59.03
2	57	902	Drew Dahlin	10	17:08.50
3	81	904	Ryan Thieme	10	17:22.90
4	83	906	Andrew Aderhold	10	17:24.21
5	97	905	Kyle Thieme	12	17:34.14
6	(125)	907	Andrew Abfall	11	18:07.70
7	(135)	908	Peter Martin	12	18:34.97
20	Brookfield Central	387	1:20.56	17:21.88	1:26:49.38
<u>Team Place</u>	<u>Place</u>	<u>Bib</u>	<u>Name</u>	<u>Year</u>	<u>Time</u>
1	32	937	Blake Boles	11	16:45.38
2	59	939	Gabriel Eagon	12	17:08.89
3	77	938	Adam Uy	10	17:17.39
4	96	940	Breck Duncan	12	17:31.78
5	123	942	Patrick Ramesh	11	18:05.94
6	(124)	943	Ryan Blaha	12	18:06.66
7	(132)	941	Ryan Brooke	10	18:16.51

SAT 1:00 PM
Boys D1 5k

1 MILE

2 MILE

FINISH - 5000M

COMPILED









INDIVIDUAL

TEAM

Results

PLACE▼	ATHLETE	RESULT	1 MILE	2 MILE	5000M	PTS
1	 Drew Bosley Homestead [11]	15:39.9	5:10.5 1:08:26.7 Pl: 41	10:19.3 5:08.9 53:09.9 Pl: 8 ↑33	15:39.9 5:20.6 Pl: 1 ↑7	
2	 Wesley Schiek Oshkosh North [12]	15:45.2	5:00.7 1:08:16.9 Pl: 6	10:08.6 5:08.0 52:59.2 Pl: 6 ⇔	15:45.2 5:36.6 5.3 Pl: 2 ↑4	
3	 Rowen Ellenberg Kimberly [11]	15:45.8	5:04.5 1:08:20.7 Pl: 7	10:19.8 5:15.3 53:10.4 Pl: 9 ↓2	15:45.8 5:26.1 5.9 Pl: 3 ↑6	1
4	 Matt Meinke Neenah [11]	15:46.5	5:10.2 1:08:26.4 Pl: 40	10:18.9 5:08.8 53:09.5 Pl: 7 ↑33	15:46.5 5:27.6 6.6 Pl: 4 ↑3	
5	 Jordan Janusiak South Milwaukee [12]	15:53.8	5:06.1 1:08:22.3 Pl: 14	10:20.8 5:14.7 53:11.4 Pl: 10 ↑4	15:53.8 5:33.0 13.9 Pl: 5 ↑5	2
6	 Ben Schnoor Germantown [10]	15:55.1	5:08.4 1:08:24.6 Pl: 25	10:22.1 5:13.8 53:12.7 Pl: 13 ↑12	15:55.1 5:33.1 15.2 Pl: 6 ↑7	
7	 Luke Guttormson West Bend West [12]	15:57.1	5:05.4 1:08:21.6 Pl: 9	10:21.0 5:15.7 53:11.6 Pl: 11 ↓2	15:57.1 5:36.1 17.2 Pl: 7 ↑4	3
8	 Caleb Easton Middleton [11]	16:02.1	5:06.5 1:08:22.7 Pl: 16	10:24.0 5:17.5 53:14.6 Pl: 15 ↑1	16:02.1 5:38.1 22.2 Pl: 8 ↑7	4
9	 Augie Beyer Slinger [12]	16:04.0	5:13.2 1:08:29.4 Pl: 60	10:29.1 5:15.9 53:19.7 Pl: 24 ↑36	16:04.0 5:34.9 24.1 Pl: 9 ↑15	5
10	 Michael Madoch Middleton [11]	16:06.1	5:11.3 1:08:27.5 Pl: 45	10:29.3 5:18.1 53:19.9 Pl: 26 ↑19	16:06.1 5:36.8 26.2 Pl: 10 ↑16	6
11	 Sam Jaeger Middleton [12]	16:07.5	5:08.2 1:08:24.4 Pl: 23	10:29.0 5:20.9 53:19.6 Pl: 23 ⇔	16:07.5 5:38.6 27.6 Pl: 11 ↑12	7
12	 Maxwell Selbach Nicolet [12]	16:08.4	5:08.6 1:08:24.8 Pl: 26	10:27.8 5:19.3 53:18.4 Pl: 21 ↑5	16:08.4 5:40.7 28.5 Pl: 12 ↑9	
13	 James Giftos Monona Grove [11]	16:09.8	5:11.7 1:08:27.9 Pl: 50	10:26.6 5:14.9 53:17.2 Pl: 18 ↑32	16:09.8 5:43.2 29.9 Pl: 13 ↑5	8
14	 Henry Chapman Arrowhead [11]	16:16.2	5:08.9 1:08:25.1 Pl: 30	10:24.5 5:15.6 53:15.1 Pl: 16 ↑14	16:16.2 5:51.8 36.3 Pl: 14 ↑2	
15	 William Kitzhaber Watertown [12]	16:18.4	5:08.1 1:08:24.3 Pl: 22	10:26.9 5:18.9 53:17.5 Pl: 20 ↑2	16:18.4 5:51.6 38.5 Pl: 15 ↑5	
16	 Josh Frietao	16:21.1	5:05.5	10:21.7	16:21.1	

SAT 1:00 PM
Boys D1 5k

18	 Ansel Fellman Kenosha Bradford/Reuther [12]	16:23.1	5:06.1 1:08:22.3 Pl: 12	10:24.5 5:18.4 53:15.1 Pl: 17 ↓5	16:23.1 5:58.6 43.2 Pl: 18 ↓1	9
19	 Joseph Kehoe Sun Prairie [12]	16:23.1	5:08.3 1:08:24.5 Pl: 24	10:33.2 5:24.9 53:23.8 Pl: 34 ↓10	16:23.1 5:50.0 43.2 Pl: 19 ↑15	10
20	 Jack Fitzgerald Kimberly [12]	16:23.4	5:07.1 1:08:23.3 Pl: 19	10:30.3 5:23.3 53:20.9 Pl: 27 ↓8	16:23.4 5:53.1 43.5 Pl: 20 ↑7	11
21	 Ash Francis Sun Prairie [11]	16:28.4	5:04.6 1:08:20.8 Pl: 8	10:26.7 5:22.1 53:17.3 Pl: 19 ↓11	16:28.4 6:01.8 48.5 Pl: 21 ↓2	12
22	 Bryan Bloomquist Janesville Craig [9]	16:28.9	5:06.1 1:08:22.3 Pl: 13	10:30.4 5:24.3 53:21.0 Pl: 28 ↓15	16:28.9 5:58.5 49.0 Pl: 22 ↑6	
23	 Danny Browne New Berlin Eisenhower [12]	16:29.6	5:05.9 1:08:22.1 Pl: 11	10:29.2 5:23.3 53:19.8 Pl: 25 ↓14	16:29.6 6:00.4 49.7 Pl: 23 ↑2	
24	 Reed Anderson Monona Grove [11]	16:30.0	5:11.4 1:08:27.6 Pl: 47	10:35.6 5:24.3 53:26.2 Pl: 36 ↑11	16:30.0 5:54.5 50.1 Pl: 24 ↑12	13
25	 Charlie Ellenbecker Monona Grove [12]	16:31.7	5:06.6 1:08:22.8 Pl: 17	10:32.7 5:26.1 53:23.3 Pl: 31 ↓14	16:31.7 5:59.1 51.8 Pl: 25 ↑6	14
26	 Nicholas Holmes Nicolet [10]	16:32.3	5:15.2 1:08:31.4 Pl: 76	10:31.0 5:15.8 53:21.6 Pl: 29 ↑47	16:32.3 6:01.3 52.4 Pl: 26 ↑3	
27	 Max Loetscher Madison East [11]	16:33.3	5:12.6 1:08:28.8 Pl: 58	10:37.5 5:25.0 53:28.1 Pl: 39 ↑19	16:33.3 5:55.8 53.4 Pl: 27 ↑12	
28	 George Bond Hudson [11]	16:33.5	5:12.3 1:08:28.5 Pl: 56	10:38.8 5:26.6 53:29.4 Pl: 43 ↑13	16:33.5 5:54.7 53.6 Pl: 28 ↑15	15
29	 Michael Swope Hamilton [12]	16:34.1	5:15.0 1:08:31.2 Pl: 73	10:44.1 5:29.1 53:34.7 Pl: 52 ↑21	16:34.1 5:50.1 54.2 Pl: 29 ↑23	16
30	 Dawson Borley Green Bay Preble [11]	16:34.4	5:10.0 1:08:26.2 Pl: 39	10:33.0 5:23.0 53:23.6 Pl: 33 ↑6	16:34.4 6:01.5 54.5 Pl: 30 ↑3	
31	 Gustavo Gordillo Badger [12]	16:35.8	5:06.2 1:08:22.4 Pl: 15	10:23.1 5:16.9 53:13.7 Pl: 14 ↑1	16:35.8 6:12.7 55.9 Pl: 31 ↓17	
32	 Alexander Vance Oconomowoc [10]	16:37.6	5:08.8 1:08:25.0 Pl: 29	10:32.9 5:24.2 53:23.5 Pl: 32 ↓3	16:37.6 6:04.7 57.7 Pl: 32 ↔	
33	 Johnny Hyland Stevens Point [12]	16:38.0	5:14.0 1:08:30.2 Pl: 66	10:37.4 5:23.4 53:28.0 Pl: 38 ↑28	16:38.0 6:00.7 58.1 Pl: 33 ↑5	17
34	 Aaron Letcher Madison West [12]	16:38.1	5:06.7 1:08:22.9 Pl: 18	10:31.1 5:24.5 53:21.7 Pl: 30 ↓12	16:38.1 6:07.1 58.2 Pl: 34 ↓4	18
35	 David Potter Whitefish Bay [12]	16:38.4	5:19.7 1:08:35.9 Pl: 113	10:48.4 5:28.7 53:39.0 Pl: 69 ↑44	16:38.4 5:50.1 58.5 Pl: 35 ↑34	19
36	 Josh Becker Eau Claire Memorial [11]	16:38.9	5:12.2 1:08:28.4	10:43.3 5:31.2 53:33.9	16:38.9 5:55.6 59.0	20

SAT 1:00 PM
Boys D1 5k

38		Jack Kaeder Middleton [12]	16:39.2	5:11.0 1:08:27.8 Pl: 48	10:37.9 5:26.3 53:28.5 Pl: 41 ↑7	16:39.2 6:01.4 59.3 Pl: 38 ↑3	21
39		Job Roloff Greendale [12]	16:39.4	5:26.2 1:08:42.4 Pl: 155	10:53.5 5:27.3 53:44.1 Pl: 87 ↑68	16:39.4 5:46.0 59.5 Pl: 39 ↑48	
40		Max Ball Hudson [12]	16:39.6	5:13.8 1:08:30.0 Pl: 64	10:44.8 5:31.1 53:35.4 Pl: 55 ↑9	16:39.6 5:54.8 59.7 Pl: 40 ↑15	22
41		Gavin Kuhlenbeck Hamilton [10]	16:41.1	5:18.2 1:08:34.4 Pl: 101	10:52.3 5:34.1 53:42.9 Pl: 82 ↑19	16:41.1 5:48.8 1:01.2 Pl: 41 ↑41	23
42		Justin Krause Pewaukee [11]	16:41.5	5:15.3 1:08:31.5 Pl: 78	10:46.2 5:30.9 53:36.8 Pl: 58 ↑20	16:41.5 5:55.4 1:01.6 Pl: 42 ↑16	24
43		Josh Butscher Waterford [12]	16:43.3	5:13.8 1:08:30.0 Pl: 65	10:41.4 5:27.6 53:32.0 Pl: 45 ↑20	16:43.3 6:02.0 1:03.4 Pl: 43 ↑2	
44		Henry Wellenstein Wauwatosa East [11]	16:43.8	5:17.1 1:08:33.3 Pl: 95	10:48.3 5:31.2 53:38.9 Pl: 68 ↑27	16:43.8 5:55.6 1:03.9 Pl: 44 ↑24	25
45		Jacob Odrzywolski Wauwatosa East [12]	16:43.9	5:17.1 1:08:33.3 Pl: 94	10:48.0 5:30.9 53:38.6 Pl: 66 ↑28	16:43.9 5:55.9 1:04.0 Pl: 45 ↑21	26
46		Garrett Olson Kenosha Bradford/Reuther [11]	16:44.1	5:07.6 1:08:23.8 Pl: 21	10:34.9 5:27.3 53:25.5 Pl: 35 ↓14	16:44.1 6:09.3 1:04.2 Pl: 46 ↓11	27
47		Tristan Sernau Stevens Point [10]	16:44.6	5:14.7 1:08:30.9 Pl: 71	10:43.8 5:29.1 53:34.4 Pl: 50 ↑21	16:44.6 6:00.8 1:04.7 Pl: 47 ↑3	28
48		Joseph McKee Marshfield [10]	16:44.7	5:11.0 1:08:27.2 Pl: 42	10:37.6 5:26.6 53:28.2 Pl: 40 ↑2	16:44.7 6:07.1 1:04.8 Pl: 48 ↓8	
49		Eli Dyer Whitefish Bay [11]	16:45.0	5:17.7 1:08:33.9 Pl: 99	10:47.4 5:29.8 53:38.0 Pl: 62 ↑37	16:45.0 5:57.6 1:05.1 Pl: 49 ↑13	29
50		Will Young Pewaukee [12]	16:45.2	5:17.0 1:08:33.2 Pl: 93	10:48.5 5:31.6 53:39.1 Pl: 70 ↑23	16:45.2 5:56.7 1:05.3 Pl: 50 ↑20	30
51		Erik Kain Muskego [10]	16:45.3	5:15.2 1:08:31.4 Pl: 77	10:44.8 5:29.6 53:35.4 Pl: 56 ↑21	16:45.3 6:00.5 1:05.4 Pl: 51 ↑5	31
52		Blake Boles Brookfield Central [11]	16:45.4	5:26.1 1:08:42.3 Pl: 153	10:53.9 5:27.9 53:44.5 Pl: 88 ↑65	16:45.4 5:51.6 1:05.5 Pl: 52 ↑36	32
53		Wyatt Schlager South Milwaukee [12]	16:45.6	5:16.4 1:08:32.6 Pl: 88	10:47.6 5:31.3 53:38.2 Pl: 63 ↑25	16:45.6 5:58.0 1:05.7 Pl: 53 ↑10	33
54		Adam Tess Sun Prairie [11]	16:45.6	5:09.8 1:08:26.0 Pl: 36	10:46.3 5:36.6 53:36.9 Pl: 59 ↓23	16:45.6 5:59.3 1:05.7 Pl: 54 ↑5	34
55		Gavin Czarnecki Beaver Dam [9]	16:46.4	5:15.9 1:08:32.1 Pl: 82	10:49.5 5:33.6 53:40.1 Pl: 72 ↑10	16:46.4 5:56.9 1:06.5 Pl: 55 ↑17	
56		Chad Richter La Crosse Central [12]	16:46.5	5:12.0 1:08:28.2 Pl: 52	10:44.0 5:32.1 53:34.6 Pl: 51 ↑1	16:46.5 6:02.5 1:06.6 Pl: 56 ↓5	

SAT 11:00 PM
Boys D1 5k

			Pl: 90	Pl: 61 ↑29	Pl: 58 ↑3	
59	 Max Moran South Milwaukee [12]	16:48.0	5:14.3 1:08:30.5 Pl: 67	10:45.6 5:31.4 53:36.2 Pl: 57 ↑10	16:48.0 6:02.4 1:08.1 Pl: 59 ↓2	36
60	 Jesse Lambrecht Kimberly [12]	16:48.5	5:09.8 1:08:26.0 Pl: 35	10:41.2 5:31.5 53:31.8 Pl: 44 ↓9	16:48.5 6:07.3 1:08.6 Pl: 60 ↓16	37
61	 Zach Leffel Middleton [10]	16:48.7	5:11.3 1:08:27.5 Pl: 46	10:43.2 5:32.0 53:33.8 Pl: 47 ↓1	16:48.7 6:05.5 1:08.8 Pl: 61 ↓14	38
62	 Brody Olson Pulaski [11]	16:50.6	5:19.8 1:08:36.0 Pl: 114	10:46.3 5:26.6 53:36.9 Pl: 60 ↑54	16:50.6 6:04.3 1:07 Pl: 62 ↓2	
63	 Ben Brogan Stevens Point [11]	16:50.7	5:17.3 1:08:33.5 Pl: 96	10:53.2 5:36.0 53:43.8 Pl: 86 ↑10	16:50.7 5:57.5 1:10.8 Pl: 63 ↑23	39
64	 Zak Sather Eau Claire Memorial [11]	16:51.2	5:11.7 1:08:27.9 Pl: 49	10:38.7 5:27.0 53:29.3 Pl: 42 ↑7	16:51.2 6:12.6 1:11.3 Pl: 64 ↓22	40
65	 Bryce Tome Franklin [11]	16:51.4	5:22.6 1:08:38.8 Pl: 128	10:58.1 5:35.5 53:48.7 Pl: 105 ↑23	16:51.4 5:53.4 1:11.5 Pl: 65 ↑40	
66	 David Ecker Eau Claire North [12]	16:52.0	5:12.1 1:08:28.3 Pl: 54	10:43.7 5:31.6 53:34.3 Pl: 49 ↑5	16:52.0 6:08.4 1:12.1 Pl: 66 ↓17	
67	 Tom Gohl Menomonee Falls [12]	16:53.3	5:12.4 1:08:28.6 Pl: 57	10:51.5 5:39.1 53:42.1 Pl: 80 ↓23	16:53.3 6:01.9 1:13.4 Pl: 67 ↑13	
68	 Liam Belson Stevens Point [12]	16:54.6	5:15.1 1:08:31.3 Pl: 75	10:50.4 5:35.4 53:41.0 Pl: 76 ↓1	16:54.6 6:04.2 1:14.7 Pl: 68 ↑8	41
69	 Braedon Gilles Middleton [10]	16:55.4	5:14.6 1:08:30.8 Pl: 70	10:51.8 5:37.2 53:42.4 Pl: 81 ↓11	16:55.4 6:03.6 1:15.5 Pl: 69 ↑12	42
70	 Brian Wiedenfeld Hamilton [12]	16:55.9	5:18.3 1:08:34.5 Pl: 102	10:54.4 5:36.1 53:45.0 Pl: 90 ↑12	16:55.9 6:01.5 1:16.0 Pl: 70 ↑20	43
71	 Stephen Dinkler Appleton North [12]	16:56.1	5:16.2 1:08:32.4 Pl: 85	10:51.2 5:35.0 53:41.8 Pl: 78 ↑7	16:56.1 6:05.0 1:16.2 Pl: 71 ↑7	44
72	 Egan Johnson Middleton [10]	16:56.7	5:16.4 1:08:32.6 Pl: 87	10:51.4 5:35.0 53:42.0 Pl: 79 ↑8	16:56.7 6:05.4 1:16.8 Pl: 72 ↑7	45
73	 Peter Barger Verona Area [12]	16:57.6	5:13.3 1:08:29.5 Pl: 62	10:55.2 5:41.9 53:45.8 Pl: 93 ↓31	16:57.6 6:02.4 1:17.7 Pl: 73 ↑20	
74	 Thomas Weed Appleton North [11]	16:57.8	5:13.3 1:08:29.5 Pl: 61	10:44.5 5:31.2 53:35.1 Pl: 53 ↑8	16:57.8 6:13.4 1:17.9 Pl: 74 ↓21	46
75	 Isaiah Winowiski D.C. Everest [11]	16:58.0	5:16.4 1:08:32.6 Pl: 89	10:50.2 5:33.8 53:40.8 Pl: 75 ↑14	16:58.0 6:07.8 1:18.1 Pl: 75 ⇔	
76	 Daniel Jacobs Madison West [12]	16:58.2	5:11.1 1:08:27.3 Pl: 43	10:47.8 5:36.7 53:38.4 Pl: 64 ↓21	16:58.2 6:10.5 1:18.3 Pl: 76 ↓12	47
77	Justin Morrie	16:58.6	5:24.1	10:57.0	16:58.6	

PKT 1:00 PM
Boys D1 5k

79		Jas Wodnicki Brookfield East [12]	17:01.1	5:15.5 1:08:31.7 PI: 79	10:57.1 5:41.7 53:47.7 PI: 101 ↓22	17:01.1 6:04.0 1:21.2 PI: 79 ↑22	
80		Jordan Dzikowich Marshfield [12]	17:01.2	5:13.5 1:08:29.7 PI: 63	10:48.1 5:34.7 53:38.7 PI: 67 ↓4	17:01.2 6:13.1 1:21.3 PI: 80 ↓13	
81		Matthew Laluzerne Madison West [12]	17:02.9	5:20.6 1:08:36.8 PI: 120	11:02.1 5:41.6 53:52.7 PI: 117 ↑3	17:02.9 6:00.8 1:23.0 PI: 81 ↑36	49
82		Kyle Derosier Burlington [11]	17:03.4	5:16.0 1:08:32.2 PI: 83	10:57.8 5:41.8 53:48.4 PI: 104 ↓21	17:03.4 6:05.6 1:23.5 PI: 82 ↑22	
83		Will Demerath Kimberly [12]	17:03.6	5:12.0 1:08:28.2 PI: 53	10:49.4 5:37.5 53:40.0 PI: 71 ↓18	17:03.6 6:14.2 1:23.7 PI: 83 ↓12	50
84		Ryan Hartman Wausau West [10]	17:05.0	5:17.6 1:08:33.8 PI: 98	10:55.1 5:37.5 53:45.7 PI: 92 ↑6	17:05.0 6:10.0 1:25.1 PI: 84 ↑8	
85		Jett Mickelson La Crosse Central [12]	17:05.2	5:08.7 1:08:24.9 PI: 28	10:44.5 5:35.8 53:35.1 PI: 54 ↓26	17:05.2 6:20.8 1:25.3 PI: 85 ↓31	
86		Gino Pierangeli Muskego [12]	17:05.6	5:24.8 1:08:41.0 PI: 139	11:02.6 5:37.9 53:53.2 PI: 119 ↑20	17:05.6 6:03.0 1:25.7 PI: 86 ↑33	51
87		Dylan Wachter New Richmond [12]	17:05.7	5:15.7 1:08:31.9 PI: 81	10:59.1 5:43.5 53:49.7 PI: 109 ↓28	17:05.7 6:06.6 1:25.8 PI: 87 ↑22	
88		Chad Franz Stevens Point [11]	17:06.2	5:18.6 1:08:34.8 PI: 105	10:57.3 5:38.8 53:47.9 PI: 102 ↑3	17:06.2 6:08.9 1:26.3 PI: 88 ↑14	52
89		Adam Kierzek Muskego [11]	17:06.5	5:15.1 1:08:31.3 PI: 74	10:49.6 5:34.6 53:40.2 PI: 73 ↑1	17:06.5 6:16.9 1:26.6 PI: 89 ↓16	53
90		Max Streichert De Pere [9]	17:06.9	5:09.4 1:08:25.6 PI: 33	10:54.0 5:44.6 53:44.6 PI: 89 ↓56	17:06.9 6:13.0 1:27.0 PI: 90 ↓1	
91		Max Finco Wauwatosa East [11]	17:07.0	5:29.2 1:08:45.4 PI: 170	11:13.0 5:43.8 54:03.6 PI: 145 ↑25	17:07.0 5:54.1 1:27.1 PI: 91 ↑54	54
92		Ethan Cruz Appleton North [11]	17:07.2	5:20.6 1:08:36.8 PI: 121	10:59.9 5:39.3 53:50.5 PI: 112 ↑9	17:07.2 6:07.4 1:27.3 PI: 92 ↑20	55
93		Benjamin Schmied Watertown [12]	17:07.5	5:19.9 1:08:36.1 PI: 115	10:56.6 5:36.7 53:47.2 PI: 97 ↑18	17:07.5 6:11.0 1:27.6 PI: 93 ↑4	
94		Aidan Sodemann South Milwaukee [11]	17:08.0	5:16.1 1:08:32.3 PI: 84	10:58.2 5:42.1 53:48.8 PI: 106 ↓22	17:08.0 6:09.9 1:28.1 PI: 94 ↑12	56
95		Drew Dahlin Bay Port [10]	17:08.5	5:15.7 1:08:31.9 PI: 80	10:52.8 5:37.2 53:43.4 PI: 83 ↓3	17:08.5 6:15.8 1:28.6 PI: 95 ↓12	57
96		Scout Stokes Eau Claire Memorial [9]	17:08.8	5:27.0 1:08:43.2 PI: 158	11:15.1 5:48.1 54:05.7 PI: 152 ↑6	17:08.8 5:53.7 1:28.9 PI: 96 ↑56	58
97		Gabriel Eagon Brookfield Central [12]	17:08.9	5:29.2 1:08:45.4	11:11.4 5:42.2 54:02.0	17:08.9 5:57.6 1:29.0	59

BAT 1:00 PM
Boys D1 5k

		Garret Ramirez Milwaukee Ronald Reagan [11]	17:09.0	5:12.0 1:08:35.5 Pl: 110	10:59.0 5:40.4 53:50.2 Pl: 111 ↓1	17:09.0 6:10.3 1:29.9 Pl: 99 ↑12	
100		Mason Meixner Stevens Point [12]	17:10.7	5:20.3 1:08:36.5 Pl: 119	10:59.9 5:39.6 53:50.5 Pl: 113 ↑6	17:10.7 6:10.8 1:30.8 Pl: 100 ↑13	60
101		Peyton Janto West Bend West [12]	17:10.8	5:16.8 1:08:33.0 Pl: 91	10:59.1 5:42.3 53:49.7 Pl: 108 ↓17	17:10.8 6:11.8 1:30.9 Pl: 101 ↑7	61
102		Hudson Haas Sauk Prairie [10]	17:11.1	5:09.4 1:08:25.6 Pl: 32	10:54.8 5:45.4 53:45.4 Pl: 91 ↓59	17:11.1 6:16.4 1:31.2 Pl: 102 ↓11	
103		Tommy Flood Appleton North [10]	17:11.4	5:19.9 1:08:36.1 Pl: 116	11:03.7 5:43.9 53:54.3 Pl: 124 ↓8	17:11.4 6:07.8 1:31.5 Pl: 103 ↑21	62
104		Jack Reed Madison West [12]	17:11.6	5:10.0 1:08:26.2 Pl: 38	10:43.2 5:33.2 53:33.8 Pl: 46 ↓8	17:11.6 6:28.4 1:31.7 Pl: 104 ↓58	63
105		Nick Sluga South Milwaukee [12]	17:11.9	5:14.3 1:08:30.5 Pl: 68	10:52.9 5:38.7 53:43.5 Pl: 84 ↓16	17:11.9 6:19.0 1:32.0 Pl: 105 ↓21	64
106		Juan Jimenez Sun Prairie [11]	17:12.5	5:09.1 1:08:25.3 Pl: 31	10:50.0 5:40.9 53:40.6 Pl: 74 ↓43	17:12.5 6:22.5 1:32.6 Pl: 106 ↓32	65
107		Alex Suelflow West Bend West [11]	17:12.7	5:25.4 1:08:41.6 Pl: 144	11:04.1 5:38.7 53:54.7 Pl: 125 ↑19	17:12.7 6:08.7 1:32.8 Pl: 107 ↑18	66
108		Joey Thomas Pewaukee [11]	17:12.8	5:25.0 1:08:41.2 Pl: 140	11:05.4 5:40.5 53:56.0 Pl: 127 ↑13	17:12.8 6:07.5 1:32.9 Pl: 108 ↑19	67
109		Noal Basil Whitefish Bay [11]	17:13.0	5:27.7 1:08:43.9 Pl: 162	11:13.2 5:45.6 54:03.8 Pl: 146 ↑16	17:13.0 5:59.9 1:33.1 Pl: 109 ↑37	68
110		Eddie Gnewuch Monona Grove [11]	17:13.0	5:18.3 1:08:34.5 Pl: 103	10:55.8 5:37.5 53:46.4 Pl: 94 ↑9	17:13.0 6:17.3 1:33.1 Pl: 110 ↓16	69
111		Kevin Lemens West Bend West [10]	17:13.1	5:25.5 1:08:41.7 Pl: 146	11:04.2 5:38.7 53:54.8 Pl: 126 ↑20	17:13.1 6:09.0 1:33.2 Pl: 111 ↑15	70
112		Keegan Sansone Hudson [12]	17:13.3	5:19.0 1:08:35.2 Pl: 107	11:02.6 5:43.7 53:53.2 Pl: 120 ↓13	17:13.3 6:10.8 1:33.4 Pl: 112 ↑8	71
113		Jacob Burgener DeForest [11]	17:13.6	5:09.6 1:08:25.8 Pl: 34	10:53.2 5:43.7 53:43.8 Pl: 85 ↓51	17:13.6 6:20.4 1:33.7 Pl: 113 ↓28	
114		Manix White Madison West [11]	17:13.7	5:19.7 1:08:35.9 Pl: 112	11:03.1 5:43.5 53:53.7 Pl: 122 ↓10	17:13.7 6:10.6 1:33.8 Pl: 114 ↑8	72
115		Cael Grotenhuis Slinger [9]	17:14.0	5:23.0 1:08:39.2 Pl: 129	11:02.7 5:39.7 53:53.3 Pl: 121 ↑8	17:14.0 6:11.3 1:34.1 Pl: 115 ↑6	73
116		Andrew Lopez De Pere [10]	17:14.1	5:07.1 1:08:23.3 Pl: 20	10:58.7 5:51.7 53:49.3 Pl: 107 ↓87	17:14.1 6:15.4 1:34.2 Pl: 116 ↓9	
117		Steven Borck Cudahy/Saint Francis [12]	17:14.5	5:24.4 1:08:40.6 Pl: 135	11:03.6 5:39.3 53:54.2 Pl: 123 ↑12	17:14.5 6:10.9 1:34.6 Pl: 117 ↑6	

SAT 1:00 PM
Boys D1 5k

			Pl: 142	Pl: 129 ↑13	Pl: 119 110	
120	 Ryan Reed Madison West [10]	17:16.0	5:16.9 1:08:33.1 Pl: 92	10:50.8 5:34.0 53:41.4 Pl: 77 ↑15	17:16.0 6:25.3 1:36.1 Pl: 120 ↓43	75
121	 Alex Strojny Stevens Point [11]	17:17.3	5:19.4 1:08:35.6 Pl: 111	10:57.5 5:38.1 53:48.1 Pl: 103 ↑8	17:17.3 6:19.9 1:37.4 Pl: 121 ↓18	76
122	 Adam Uy Brookfield Central [10]	17:17.4	5:37.0 1:08:53.2 Pl: 181	11:24.8 5:47.9 54:15.4 Pl: 173 ↑8	17:17.4 5:52.7 1:37.5 Pl: 122 ↑51	77
123	 Evan Selin Hamilton [12]	17:18.4	5:25.0 1:08:41.2 Pl: 141	11:08.9 5:44.0 53:59.5 Pl: 133 ↑8	17:18.4 6:09.6 1:38.5 Pl: 123 ↑10	78
124	 Ian Tyre Wauwatosa East [12]	17:20.5	5:26.6 1:08:42.8 Pl: 156	11:09.9 5:43.4 54:00.5 Pl: 136 ↑20	17:20.5 6:10.6 1:40.6 Pl: 124 ↑12	79
125	 Nicholas Schmidt Hamilton [12]	17:21.7	5:18.8 1:08:35.0 Pl: 106	10:59.4 5:40.7 53:50.0 Pl: 110 ↓4	17:21.7 6:22.3 1:41.8 Pl: 125 ↓15	80
126	 Ryan Thieme Bay Port [10]	17:22.9	5:26.8 1:08:43.0 Pl: 157	11:12.2 5:45.5 54:02.8 Pl: 143 ↑14	17:22.9 6:10.8 1:43.0 Pl: 126 ↑17	81
127	 Marquez Rodriquez Sun Prairie [10]	17:24.1	5:19.0 1:08:35.2 Pl: 108	11:00.7 5:41.7 53:51.3 Pl: 114 ↓6	17:24.1 6:23.4 1:44.2 Pl: 127 ↓13	82
128	 Andrew Aderhold Bay Port [10]	17:24.3	5:21.1 1:08:37.3 Pl: 122	11:08.3 5:47.2 53:58.9 Pl: 131 ↓9	17:24.3 6:16.0 1:44.4 Pl: 128 ↑3	83
129	 Garret Staab Hamilton [10]	17:24.9	5:21.9 1:08:38.1 Pl: 126	11:10.3 5:48.5 54:00.9 Pl: 137 ↓11	17:24.9 6:14.7 1:45.0 Pl: 129 ↑8	84
130	 Thomas Gonzales Whitefish Bay [10]	17:26.0	5:28.0 1:08:44.2 Pl: 165	11:15.5 5:47.5 54:06.1 Pl: 155 ↑10	17:26.0 6:10.6 1:46.1 Pl: 130 ↑25	85
131	 Kiernan Koepke Fond du Lac [12]	17:26.1	5:08.6 1:08:24.8 Pl: 27	10:56.3 5:47.7 53:46.9 Pl: 96 ↓69	17:26.1 6:29.9 1:46.2 Pl: 131 ↓35	
132	 Sam Herzog Kenosha Bradford/Reuther [11]	17:27.7	5:16.3 1:08:32.5 Pl: 86	11:02.5 5:46.2 53:53.1 Pl: 118 ↓32	17:27.7 6:25.2 1:47.8 Pl: 132 ↓14	86
133	 Noah Lundeen Hudson [10]	17:28.6	5:24.6 1:08:40.8 Pl: 138	11:07.3 5:42.7 53:57.9 Pl: 128 ↑10	17:28.6 6:21.4 1:48.7 Pl: 133 ↓5	87
134	 Beau Brock Pewaukee [9]	17:28.9	5:25.5 1:08:41.7 Pl: 145	11:08.5 5:43.1 53:59.1 Pl: 132 ↑13	17:28.9 6:20.4 1:49.0 Pl: 134 ↓2	88
135	 Andrew Upperman Sun Prairie [12]	17:28.9	5:23.0 1:08:39.2 Pl: 130	11:11.7 5:48.7 54:02.3 Pl: 140 ↓10	17:28.9 6:17.3 1:49.0 Pl: 135 ↑5	89
136	 Eric Jensen Muskego [12]	17:29.0	5:25.7 1:08:41.9 Pl: 147	11:14.5 5:48.9 54:05.1 Pl: 151 ↓4	17:29.0 6:14.5 1:49.1 Pl: 136 ↑15	90
137	 Ryan Unruh Greendale [11]	17:29.6	5:30.9 1:08:47.1 Pl: 174	11:17.1 5:46.3 54:07.7 Pl: 161 ↑13	17:29.6 6:12.5 1:49.7 Pl: 137 ↑24	
138	 Lance Shawn	17:30.0	5:25.9	11:15.4	17:30.0	91

EAT 7:00 PM
Boys D1 5k

140	 Gage Hunter Monona Grove [12]	17:30.9	5:24.6 1:08:40.8 Pl: 136	11:08.9 5:44.4 53:59.5 Pl: 134 †2	17:30.9 6:22.1 1:51.0 Pl: 140 †6	93
141	 Tyler Ott Slinger [10]	17:31.2	5:34.6 1:08:50.8 Pl: 179	11:23.3 5:48.8 54:13.9 Pl: 171 †8	17:31.2 6:07.9 1:51.3 Pl: 141 †30	94
142	 Noah Jagielski Slinger [11]	17:31.6	5:33.4 1:08:49.6 Pl: 177	11:19.1 5:45.7 54:09.7 Pl: 166 †11	17:31.6 6:12.6 1:51.7 Pl: 142 †24	95
143	 Breck Duncan Brookfield Central [12]	17:31.8	5:29.2 1:08:45.4 Pl: 169	11:11.8 5:42.7 54:02.4 Pl: 142 †27	17:31.8 6:20.0 1:51.9 Pl: 143 †1	96
144	 Kyle Thieme Bay Port [12]	17:34.2	5:21.5 1:08:37.7 Pl: 124	11:15.2 5:53.7 54:05.8 Pl: 153 †29	17:34.2 6:19.0 1:54.3 Pl: 144 †9	97
145	 Sidney Hestres Appleton North [12]	17:34.4	5:21.8 1:08:38.0 Pl: 125	11:08.2 5:46.4 53:58.8 Pl: 130 †5	17:34.4 6:26.3 1:54.5 Pl: 145 †15	98
146	 Eric Turba Pewaukee [10]	17:35.1	5:25.9 1:08:42.1 Pl: 151	11:11.8 5:45.9 54:02.4 Pl: 141 †10	17:35.1 6:23.4 1:55.2 Pl: 146 †5	99
147	 Matthew Rodenkirch Sun Prairie [12]	17:36.0	5:23.1 1:08:39.3 Pl: 131	11:09.5 5:46.5 54:00.1 Pl: 135 †4	17:36.0 6:26.6 1:56.1 Pl: 147 †12	100
148	 Tyler Termaat Muskego [11]	17:36.7	5:25.9 1:08:42.1 Pl: 150	11:15.8 5:50.0 54:06.4 Pl: 157 †7	17:36.7 6:20.9 1:56.8 Pl: 148 †9	101
149	 George Lynch Eau Claire Memorial [11]	17:36.9	5:30.3 1:08:46.5 Pl: 172	11:18.5 5:48.2 54:09.1 Pl: 165 †7	17:36.9 6:18.5 1:57.0 Pl: 149 †16	102
150	 Anthony Weeks Hudson [9]	17:37.2	5:27.2 1:08:43.4 Pl: 159	11:17.7 5:50.5 54:08.3 Pl: 162 †3	17:37.2 6:19.6 1:57.3 Pl: 150 †12	103
151	 Aj Ervin Onalaska [11]	17:38.6	5:11.2 1:08:27.4 Pl: 44	11:01.2 5:50.1 53:51.8 Pl: 115 †71	17:38.6 6:37.4 1:58.7 Pl: 151 †36	
152	 Adam Bowden Muskego [11]	17:42.1	5:27.5 1:08:43.7 Pl: 161	11:16.1 5:48.7 54:06.7 Pl: 158 †3	17:42.1 6:26.0 2:02.2 Pl: 152 †6	104
153	 Ethan Morris Whitefish Bay [10]	17:43.5	5:28.6 1:08:44.8 Pl: 167	11:16.9 5:48.3 54:07.5 Pl: 159 †8	17:43.5 6:26.7 2:03.6 Pl: 153 †6	105
154	 Seth Miner Hudson [12]	17:43.9	5:27.4 1:08:43.6 Pl: 160	11:23.2 5:55.8 54:13.8 Pl: 170 †10	17:43.9 6:20.7 2:04.0 Pl: 154 †16	106
155	 Alex Krause Monona Grove [12]	17:46.1	5:21.3 1:08:37.5 Pl: 123	11:14.4 5:53.1 54:05.0 Pl: 150 †27	17:46.1 6:31.7 2:06.2 Pl: 155 †5	107
156	 Hayden Freeman Appleton North [12]	17:49.9	5:20.2 1:08:36.4 Pl: 117	11:13.7 5:53.5 54:04.3 Pl: 147 †30	17:49.9 6:36.3 2:10.0 Pl: 156 †9	108
157	 Cale Wimer Hudson [10]	17:50.8	5:22.6 1:08:38.8 Pl: 127	11:17.7 5:55.2 54:08.3 Pl: 163 †36	17:50.8 6:33.1 2:10.9 Pl: 157 †6	109
158	 Caden Nelson Monona Grove [11]	17:52.2	5:24.3 1:08:40.5 Pl: 124	11:14.2 5:50.0 54:04.8 Pl: 148 †18	17:52.2 6:38.0 2:12.3 Pl: 158 †10	110

SAT 1:00 PM
Boys D1 5k

	 Whitefish Bay [9]	1:08:44.6 Pl: 166	5:54.0 54:13.0 Pl: 168 ↓2	6:30.6 2:13.0 Pl: 160 ↑8	
161	 Nathan Brendemihl West Bend West [11]	17:55.1 5:27.9 1:08:44.1 Pl: 163	11:22.8 5:54.9 54:13.4 Pl: 169 ↓6	17:55.1 6:32.4 2:15.2 Pl: 161 ↑8	113
162	 Owen Smith South Milwaukee [10]	17:56.6 5:20.2 1:08:36.4 Pl: 118	11:16.9 5:56.7 54:07.5 Pl: 160 ↓42	17:56.6 6:39.7 2:16.7 Pl: 162 ↓2	114
163	 Nathan Leipzig Kenosha Bradford/Reuther [12]	17:56.8 5:28.7 1:08:44.9 Pl: 168	11:24.5 5:55.9 54:15.1 Pl: 172 ↓4	17:56.8 6:32.3 2:16.9 Pl: 163 ↑9	115
164	 Nate Blischke Wauwatosa East [11]	17:57.1 5:39.2 1:08:55.4 Pl: 187	11:33.5 5:54.3 54:24.1 Pl: 176 ↑11	17:57.1 6:23.7 2:17.2 Pl: 164 ↑12	116
165	 Evan Sievers Slinger [11]	18:00.8 5:40.0 1:08:56.2 Pl: 189	11:36.6 5:56.7 54:27.2 Pl: 179 ↑10	18:00.8 6:24.2 2:20.9 Pl: 165 ↑14	117
166	 Tyler Buckley-Hunter Racine Horlick [12]	18:01.4 5:14.8 1:08:31.0 Pl: 72	11:02.0 5:47.2 53:52.6 Pl: 116 ↓44	18:01.4 6:59.4 2:21.5 Pl: 166 ↓50	
167	 David Kerschner Appleton North [11]	18:03.1 5:25.2 1:08:41.4 Pl: 143	11:25.1 5:59.9 54:15.7 Pl: 174 ↓31	18:03.1 6:38.1 2:23.2 Pl: 167 ↑7	118
168	 Andrew Strasser South Milwaukee [12]	18:03.6 5:18.4 1:08:34.6 Pl: 104	11:11.6 5:53.2 54:02.2 Pl: 139 ↓35	18:03.6 6:52.1 2:23.7 Pl: 168 ↓29	119
169	 Liam Gallagher Eau Claire Memorial [9]	18:05.1 5:33.8 1:08:50.0 Pl: 178	11:36.4 6:02.7 54:27.0 Pl: 178 ↔	18:05.1 6:28.7 2:25.2 Pl: 169 ↑9	120
170	 Gavin Pickett West Bend West [11]	18:05.3 5:25.7 1:08:41.9 Pl: 148	11:21.9 5:56.3 54:12.5 Pl: 167 ↑19	18:05.3 6:43.4 2:25.4 Pl: 170 ↓3	121
171	 Matt Doberstein Wauwatosa East [12]	18:05.9 5:36.9 1:08:53.1 Pl: 180	11:34.8 5:57.9 54:25.4 Pl: 177 ↑3	18:05.9 6:31.2 2:26.0 Pl: 171 ↑6	122
172	 Patrick Ramesh Brookfield Central [11]	18:06.0 5:40.6 1:08:56.8 Pl: 191	11:40.8 6:00.2 54:31.4 Pl: 186 ↑5	18:06.0 6:25.3 2:26.1 Pl: 172 ↑14	123
173	 Ryan Blaha Brookfield Central [12]	18:06.7 5:43.1 1:08:59.3 Pl: 193	11:40.1 5:57.0 54:30.7 Pl: 185 ↑8	18:06.7 6:26.7 2:26.8 Pl: 173 ↑12	124
174	 Andrew Abfall Bay Port [11]	18:07.7 5:23.7 1:08:39.9 Pl: 132	11:18.2 5:54.6 54:08.8 Pl: 164 ↓32	18:07.7 6:49.5 2:27.8 Pl: 174 ↓10	125
175	 Jacob Marker Kenosha Bradford/Reuther [10]	18:10.7 5:24.6 1:08:40.8 Pl: 137	11:26.1 6:01.6 54:16.7 Pl: 175 ↓38	18:10.7 6:44.6 2:30.8 Pl: 175 ↔	126
176	 Carter Wood Eau Claire Memorial [11]	18:10.9 5:40.2 1:08:56.4 Pl: 190	11:41.0 6:00.8 54:31.6 Pl: 187 ↑3	18:10.9 6:29.9 2:31.0 Pl: 176 ↑11	127
177	 Brandon Knick Kenosha Bradford/Reuther [11]	18:12.8 5:38.3 1:08:54.5 Pl: 184	11:38.6 6:00.3 54:29.2 Pl: 182 ↑2	18:12.8 6:34.2 2:32.9 Pl: 177 ↑5	128
178	 Zach Heckman Hamilton [11]	18:13.0 5:38.9 1:08:55.1 Pl: 186	11:39.5 6:00.6 54:30.1 Pl: 184 ↑2	18:13.0 6:33.5 2:33.1 Pl: 178 ↑6	129

SAT 1:00 PM
Boys D1 5k

				Pl: 173		Pl: 183 ↓10		Pl: 180 ↑3	
181		Liam Nicol Wauwatosa East [11]	18:14.9	5:41.1 1:08:57.3 Pl: 192		11:43.8 6:02.7 54:34.4 Pl: 190 ↑2		18:14.9 6:31.2 2:35.0 Pl: 181 ↑9	131
182		Ryan Brooke Brookfield Central [10]	18:16.6	5:39.3 1:08:55.5 Pl: 188		11:41.4 6:02.1 54:32.0 Pl: 188 ↔		18:16.6 6:35.2 2:36.7 Pl: 182 ↑6	132
183		Sebastian Hunt West Bend West [10]	18:31.5	5:32.3 1:08:48.5 Pl: 176		11:43.3 6:11.0 54:33.9 Pl: 189 ↓13		18:31.5 6:48.3 2:51.6 Pl: 183 ↑6	133
184		Jack Borckmann Pewaukee [10]	18:33.0	5:37.1 1:08:53.3 Pl: 182		11:46.8 6:09.8 54:37.4 Pl: 192 ↓10		18:33.0 6:46.2 2:53.1 Pl: 184 ↑8	134
185		Peter Martin Bay Port [12]	18:35.0	5:31.8 1:08:48.0 Pl: 175		11:45.1 6:13.4 54:35.7 Pl: 191 ↓16		18:35.0 6:49.9 2:55.1 Pl: 185 ↑6	135
186		Reid Sroda Kimberly [10]	18:41.8	5:26.2 1:08:42.4 Pl: 154		11:36.8 6:10.7 54:27.4 Pl: 180 ↓26		18:41.8 7:05.1 3:01.9 Pl: 186 ↓6	136
187		Eric Trempe Kimberly [12]	18:48.7	5:38.3 1:08:54.5 Pl: 183		11:52.7 6:14.5 54:43.3 Pl: 193 ↓10		18:48.7 6:56.0 3:08.8 Pl: 187 ↑6	137
188		Ethan Schmidt Slinger [10]	19:47.9	6:09.7 1:09:25.9 Pl: 195		12:45.6 6:35.9 55:36.2 Pl: 195 ↔		19:47.9 7:02.4 4:08.0 Pl: 188 ↑7	138
189		Joey Marz Pewaukee [12]	19:54.7	5:48.6 1:09:04.8 Pl: 194		12:36.3 6:47.7 55:26.9 Pl: 194 ↔		19:54.7 7:18.5 4:14.8 Pl: 189 ↑5	139
		Julian McCurdy Whitefish Bay [11]		5:28.0 1:08:44.2 Pl: 164		11:15.8 5:47.9 54:06.4 Pl: 156 ↑8			

